BOY 35 E VH

Einbaumaße / Platen Dimensions / Montage de moules / Montaje del molde

Spritzgiessautomaten

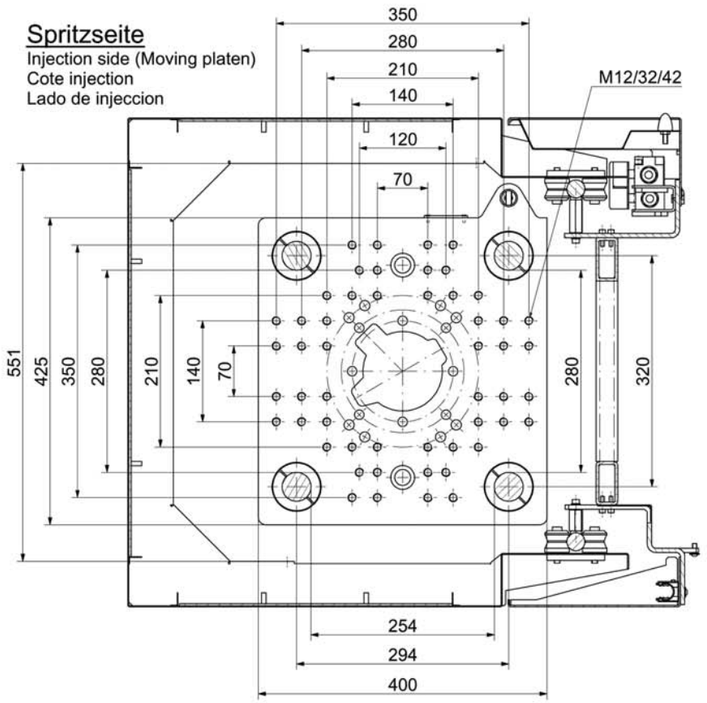

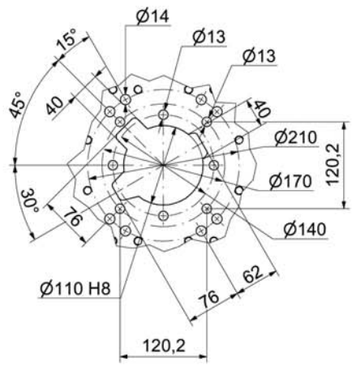

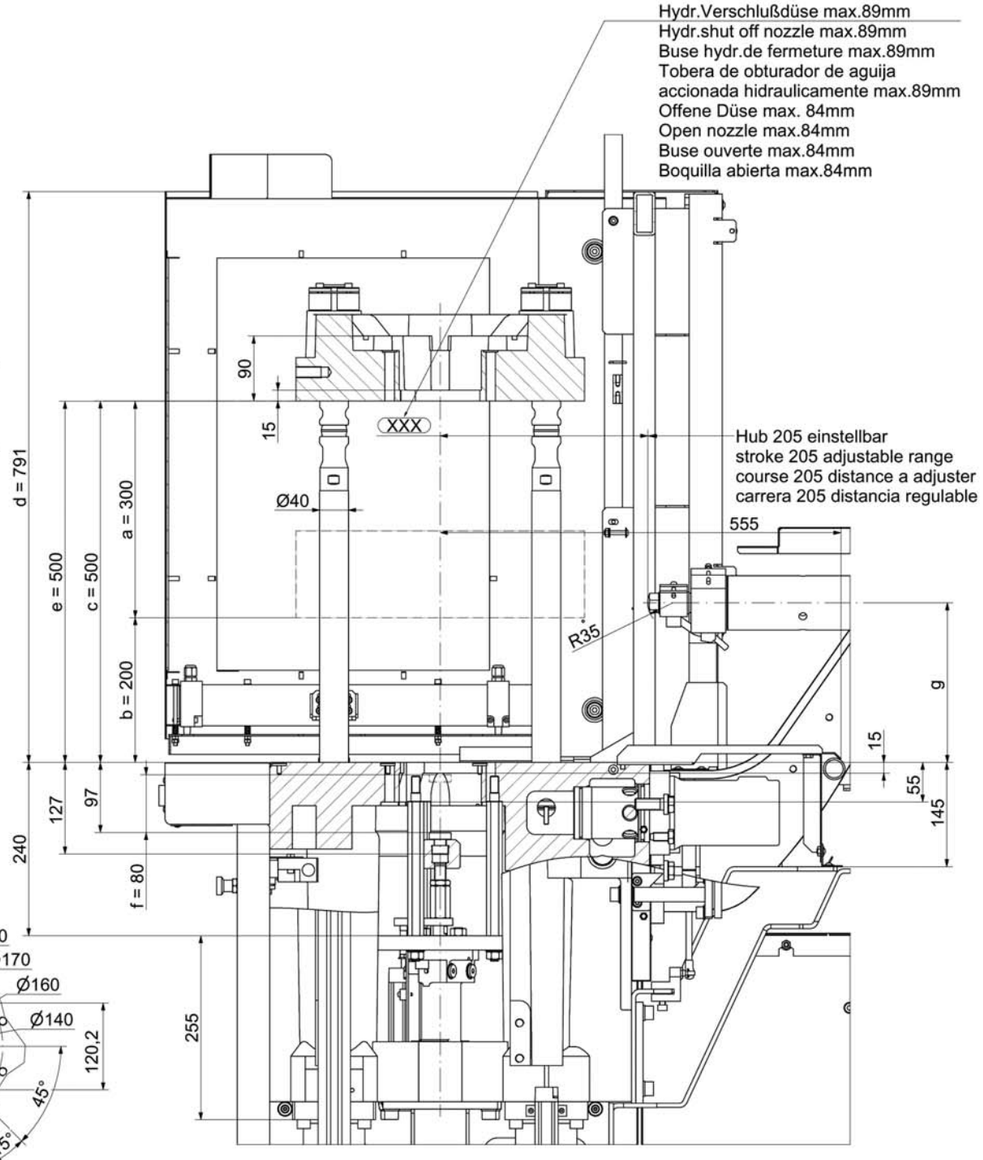

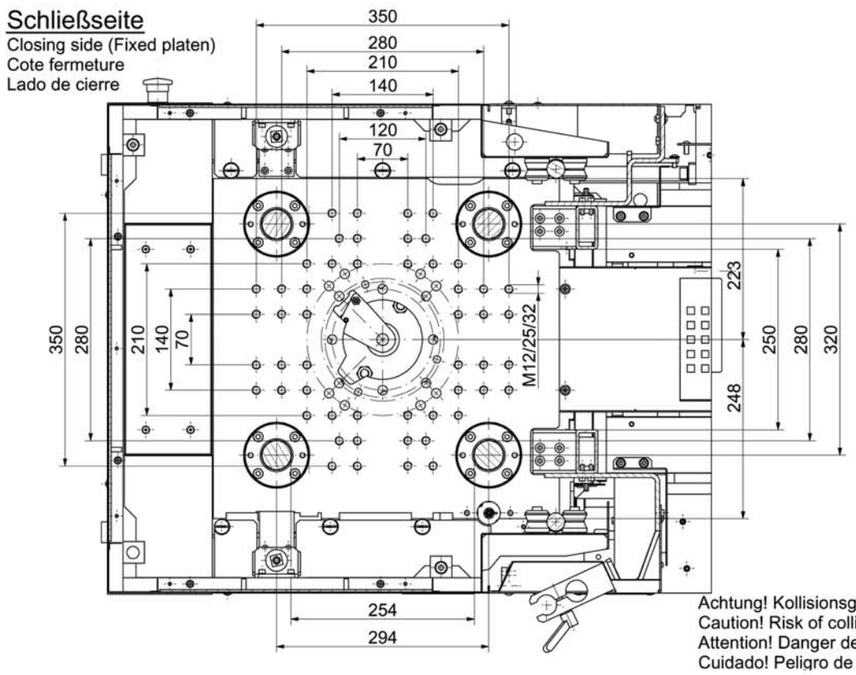

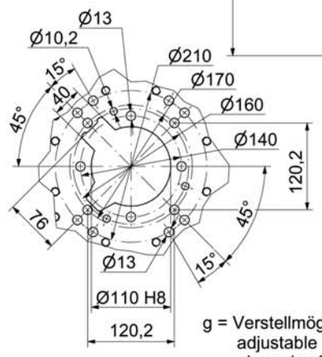

g = Verstellmöglichkeit 150 - 220 bei Einbauposition 1
adjustable range 150 - 220 at mounting position 1
plage de réglage 150 - 220 en position de montage 1
posibilidad de ajuste 150 - 200 en posición de instalación 1

g = Verstellmöglichkeit 80 - 150 bei Einbauposition 2
adjustable range 80 - 150 at mounting position 2
plage de réglage 80 - 150 en position de montage 2
posibilidad de ajuste 80 - 150 en posición de instalación 2

Achtung! Kollisionsgefahr wenn b < 290mm
Caution! Risk of collision when b < 290mm
Attention! Danger de collision si b < 290mm
Cuidado! Peligro de colisión si b < 290mm

a=Hub	Stroke	Course	Recorrido
b=Formhöhe	Mould height	Hauteur du moule	Altura del molde
c=Formhöhe + Hub	Mould height+stroke	Hauteur du moule + course	Altura del molde + recorrido
d=Schutzhaube	Safety gate	Grille de protection	Cofia protectora
e=Schutzhaubenhub	Safety gate stroke	Course de grille de protection	Recorrido de cofia protectora
f=Auswerferhub	Ejector stroke	Ejecteur course	Eyector carrera
g=Höhe der Düse	Height of nozzle	Hauteur de la buse	Altura de la boquilla

Dr. Boy GmbH & Co. KG
Industriegebiet Neustadt/Wied
Neschener Str. 6
53577 Neustadt/Wied
Germany

Telefon +49 / 2683 / 307-0
Telefax +49 / 2683 / 32771
Internet www.dr-boy.de

A 11/2014 A000516 œKonstruktions- und Ausstattungsänderungen vorbehalten œModification in design and equipment reserved
Sous reserve de modificaion et le léquipment œSe reservan modificaciones de construcción y equipo